


ePrescribe, PQRI, Meaningful Use – What You Need to know Right NOW!


Northland Medical Managers

12 April 2011



EMR, PQRI and e-Prescribe – Pros and Cons

- ▶ Pros: Patient care is enhanced
 - Less tests ordered as information is shared between providers.
 - Prompter response time to patients.
 - Work flows allow more time to be spent with patients
 - EMR (not PQRI/ePrescribe) reduces overhead.
- ▶ Cons: Cost is prohibitive for small groups
 - The cost of EMR exceeds the stimulus money.
 - Maintenance of EMR is much higher on an annual basis than paper charts.
 - PQRI/ePrescribe is time consuming and hard to achieve. Provider compliance the number one issue!




Timeline

- PQRI

- 2011 Physician Quality Reporting System–1%
- 2012 Physician Quality Reporting System–0.5%
- 2013 Physician Quality Reporting System–0.5%
- 2014 Physician Quality Reporting System–0.5%
- Beginning in 2015, 1.5% penalty and 2016 2.0% penalty


- ePrescribe

- Must have 10 eRx by 7/1/11 to avoid a 1% penalty in 2012 and have 25 eRx by 12/31/11 to avoid a 1.5% penalty in 2013. 2011 is a big year!



Tools

- ▶ Workflows
 - Two types; screen shots as well as written Policy and Procedures.
 - Training is essential to success!



Append Document [X]

Encounter Type:

Document Type: Append

Confidentiality Type: **Normal**

Clinical Date: 06/16/2009 Clinical Time: 4:07:06 PM

Provider: Winston MD, Harry S.

Location of Care: SOUTH

Summary: Cardiology Consultation

Associate to existing patient appointment on this Clinical Date

ApptStart ▲	Resource	Resp Provider	Facility	Type
-------------	----------	---------------	----------	------

OK Cancel

The screenshot shows a software window titled "Append Document". On the left, a list of encounter types is shown, with "* eSM Rx Refill" highlighted by a red box. Other options include "<None>", "* Visit Manager", "Annual GYN Visit", "Asthma Visit", "Clinical Lists Update", "Dermatology Visit", "Diabetes Visit", "ENT Visit", "Flex Sig Exam Report", and "General Visit w/Advisor". The main area contains several fields: "Document Type" set to "Append", "Confidentiality Type" set to "Normal", "Clinical Date" set to "06/16/2009" and "Clinical Time" set to "4:07:06 PM", "Provider" set to "Winston MD, Harry S.", "Location of Care" set to "SOUTH", and "Summary" set to "Cardiology Consultation". There is also a checkbox for "Associate to existing patient appointment on this Clinical Date" which is unchecked. At the bottom, there is a table with columns "ApptStart ▲", "Resource", "Resp Provider", "Facility", and "Type", which is currently empty. "OK" and "Cancel" buttons are at the bottom right.

From the Start Update window, you MUST select the *eSM Rx Refill Encounter Type, and then click OK.

Click the *eSM Rx Refill encounter type.

Append Document [X]

Encounter Type:

- * eSM Rx Refill
- * eSM Rx Refill
- * Visit Manager
- Annual GYN Visit
- Asthma Visit
- Clinical Lists Update
- Dermatology Visit
- Diabetes Visit
- ENT Visit
- Flex Sig Exam Report
- General Visit w/Advisor
- Genitourinary Visit

Document Type: Append

Confidentiality Type: **Normal**

Clinical Date: 06/16/2009 Clinical Time: 4:07:06 PM

Provider: Winston MD, Harry S.

Location of Care: SOUTH

Summary:

Associate to existing patient appointment on this Clinical Date

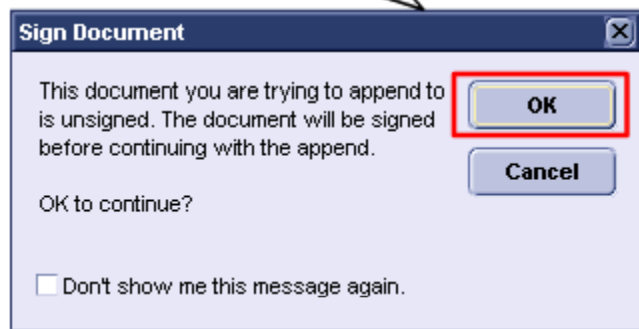
ApptStart ▲	Resource	Resp Provider	Facility	Type

OK Cancel

After selecting the encounter type, you need to click the OK button.

Click OK.

Only signed documents can be appended.



The Sign Document window appears requesting confirmation to sign the original document. Clicking OK signs the original document and allows you to begin the Full Feature Append.

Click **OK** (highlighted in red).

Update Medications

Potential medication list for: **Tad A Dockendorf** E Eligibility: OK ! Drug Interactions

Description	Instructions	Start Date	Formula	Last Refill	BMN?
LISINAPRIL 2.5 MG TABS (LISINAPRIL)	1 tablet per day	05/13/2009	P1 #30 x 1 ; Harry S. Winston MD (
BACLOFEN 10 MG TABS (BACLOFEN)	Take 1 tab every 4-6 hours	06/0		S. Winston MD (
HYDROCODONE-ACETAMINOPHEN 5-500	Take 1 tab every 6 hours	06/0		S. Winston MD (
CETIRIZINE HCL 10 MG CHEW (CETIRIZINE)	Take 1	06/1		S. Winston MD (
EGL OMEPRAZOLE 20 MG TBEC (OMEPR/	take tab daily	06/1		S. Winston MD (
OXYCODONE-IBUPROFEN TABS (OXYCO		06/1			

The Eligibility status displays the Update Medications as well. You can hover over the icon to obtain some details on the patient's eligibility status.

Up
Down
Left
Right
To Top
To Bottom
Formulary...
Med Hx...

Effects of this update: Formulary: FSL3119 (PLANZ)

Click New to add, or select a medication to change or remove.

Med History can be obtained from the Update Medications window. To view previous data received or to request the medication history, click the Med Hx button on the right-hand side of the window.

Click the **Med Hx...** button (highlighted in red).

Medication History

Status of last history request: **Has never been requested.**

Last Requested by: Unknown
Last Received on: Unknown

Requesting Provider: Winston MD, Harry S.

Date Range (Optional)
From:
To:

Patient Consent Status: Consent has not been granted
Last Recorded by: N/A
Last Recorded on: N/A

Consent Status: **Consent granted by patient**

Please confirm that the patient has provided you with a written consent, which is current and has not been revoked, in order for you to view Rx History.

Request Med Hx

Medication Hx from prescribing network has never been requested Refresh Grid

Description	Instructions	Quantity	Refills	Written	Filled	Prescribing Provider
<p>It can take 3-5 minutes to return data into the Chart. It is suggested that the first person that encounters the patient during the visit request this information, so that data will be returned by the time the provider is in the room with the patient.</p>						

Note: This Rx History contains prescription records provided by community pharmacies and pharmacy benefit managers (PBMs). Such RxHistory may be incomplete and prescriber should not rely solely on this Rx History data to make any clinical decisions. It is the responsibility of the prescriber to validate and verify the information directly with the patient or via other appropriate means.

Current Meds in Chart

Description	Instructions	Start Date	Last Refill	BMN

Close

Now that consent was granted by the patient, you can click on the Request Med Hx button in the top right corner.

Click the **Request Med Hx** button (highlighted in red).

Tools continued

- ▶ Our approach
 - Multi-disciplinary team
 - Sample Action List
 - Weekly meeting

